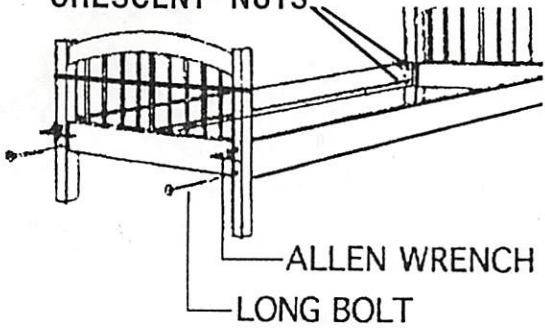


ASSEMBLY ILLUSTRATIONS CANYON FUTON BUNK

CRESCENT NUTS

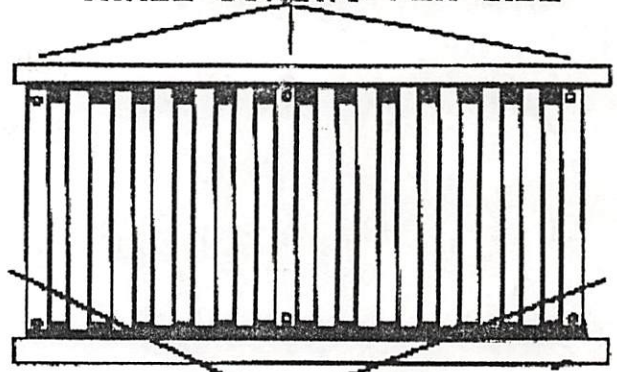


ALLEN WRENCH

LONG BOLT

ILLUSTRATION #1

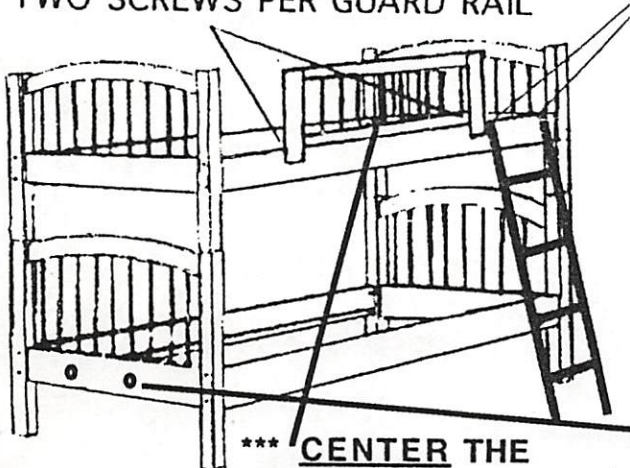
THREE SCREWS PER SIDE



MAXIMUM AIR SPACE 3 1/4"
PUT SLAT AT BEGINNING OF CLEAT

ILLUSTRATION # 3
FOR UPPER BED

TWO SCREWS PER GUARD RAIL



*** CENTER THE
SHORT GUARD RAIL

ILLUSTRATION # 2

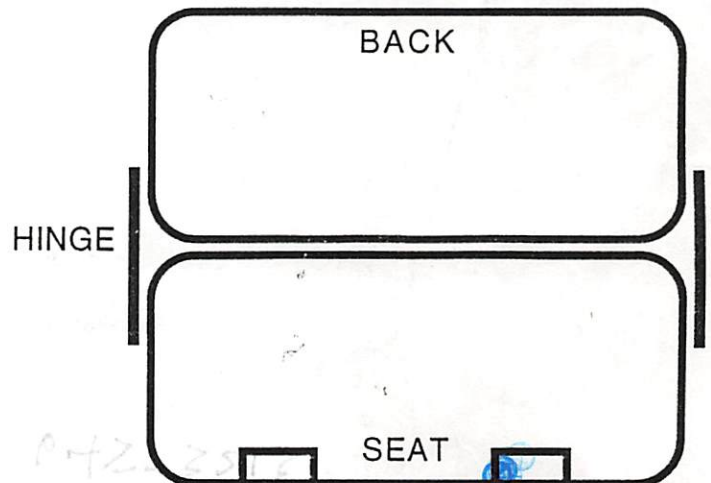
TWO HOLES FOR FUTON
HINGE MECHANISM

MAXIMUM AIR SPACE 3 1/4"
PUT SLAT AT BEGINNING OF CLEAT

ILLUSTRATION #4
FOR LOWER BED

SIDE RAIL CLEATS

ILLUSTRATION #5



HINGE

SEAT