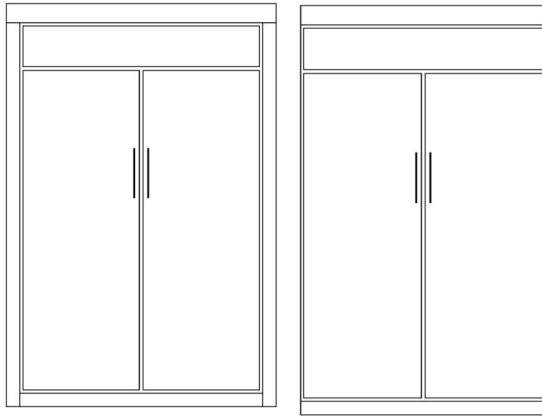


# EURO

Please refer to birch wood samples for available finishes.

The Euro Wallbed is made in the U.S. from birch solids and veneers on premium furniture grade ply-core. The Deluxe model features a curved top, interior side shelves, pillow storage headboard and large stainless bar handles. Accepts standard bedding (not included) up to 11" thick.



SKU	DESCRIPTION	DIMENSIONS	DIMENSIONS OPEN	WT/ CUFT
EVX50	VERTICAL QUEEN DELUXE WALLBED	75w x 25d x 90h	75w x 92d x 90h	400/45
EV50	VERTICAL QUEEN WALLBED	65w x 17d x 90h	65w x 86d x 90h	320/41
EV46	VERTICAL FULL WALLBED	59w x 17d x 85h	59w x 81d x 85h	300/38


## PIER CABINETS

Pier cabinets are made from solid birch and veneers on ply-core. Drawers have full extension glides and the wardrobe door(s) conceal a clothes valet along with an adjustable shelf. We offer three different pier widths (16,24 and 32) to give you the greatest flexibility when planning your room. Piers come in two different heights; 90" tall (which is the same height as the queen wallbed) and 85" tall (same height as a full or twin wallbed).

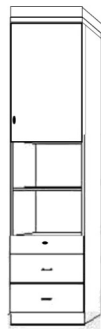
When ordering single door pier cabinets, please indicate handle placement (left or right side) when facing the cabinet.




#3 stainless bar decorative hardware included



**Large Wardrobe**  
Two drawers, tilt down tray, two doors concealing a clothes valet and adjustable shelf  
**APWU**  
32w x 17d x 85h  
165WT / 30CU

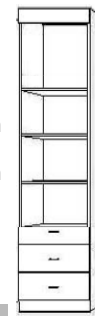


**2 DRAWERS WITH DOOR**  
Two drawers, pull out tray, upper door with an adjustable shelf inside.  
**ATUF/Q**  
24 w x 17d x 85/90h  
160WT / 23CU



**Three Drawer** -Three drawers, with open adjustable shelves above.

SKU	WT/CU	DIMMENSIONS
APGF/Q	165/30	32w x 17d x 85/90h
APTF/Q	122/23	24w x 17d x 85/90h
APTFS	85/10	16w x 17d x 85h
APTQS	90/11	16w x 17d x 90h




**Pull Out Tray**  
Two drawers, Pull out tray, with open adjustable shelves above.

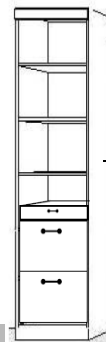
SKU	WT/CU	DIMMENSIONS
APNF/Q	122/23	24w x 17d x 85/90h
ANFS	85/10	16w x 17d x 85h
ANQS	90/11	16w x 17d x 90h



**Mini Wardrobe**  
Three drawers, door with clothes valet and shelf inside. (left or right handle)  
**APWF/Q**  
24w x 17d x 85/90h  
WT/CU 127/23

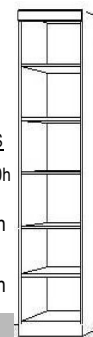


**File Wardrobe**  
Two lateral file drawers, Pencil drawer, upper door with clothes  
**APXF/Q**  
24w x 17d x 85/90h  
WT/CU 127/23



**File Pier** Two file drawers, pencil drawer, with open adj. shelves above.

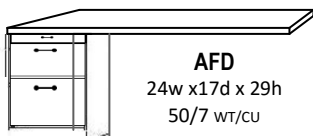
SKU	WT/CU	DIMMENSIONS
APLF/Q	122/23	24w x 17d x 85/90h
ALFS	85/10	16w x 17d x 85h
ALQS	90/11	16w x 17d x 90h



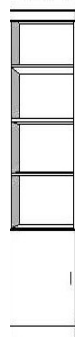
**Bookcase** Center fixed shelf with adjustable shelves.

SKU	WT/CU	DIMMENSIONS
APBF	82/23	24w x 17d x 85h
APBQ	82/23	24w x 17d x 90h
ABFS	80/10	16w x 17d x 85h
ABQS	85/11	16w x 17d x 90h

**Peninsula Desk** Lateral file drawer, medium drawer and pencil drawer. Requires APCF or APCQ to receive the 84" long desktop.




**AFD**  
24w x 17d x 29h  
50/7 WT/CU



**Door Pier** One door with open adj. shelves above.

SKU	WT/CU	DIMMENSIONS
APCF	88/23	24w x 17d x 85h
APCQ	88/23	24w x 17d x 90h
ADFS	85/10	16w x 17d x 85h
ADQS	90/11	16w x 17d x 90h



**Writing Desk Pier**  
Knee space, Pencil Drawer & Desktop with two doors and interior shelf.

SKU	WT/CU	DIMMENSIONS
APDF	165/30	32w x 17d x 85h
APDQ	165/30	32w x 17d x 90h