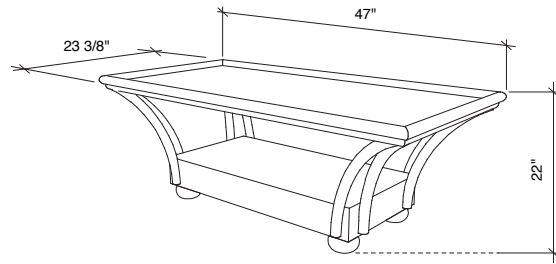
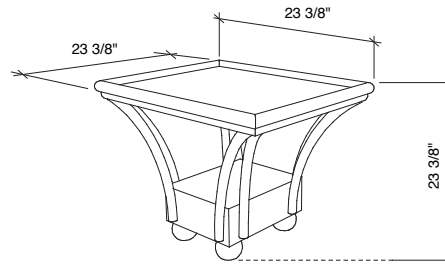


Tulip Coffee Table



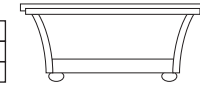
Tulip End Table



TULIP COFFEE TABLE

Assembled Dimensions

	Table Height	Table Width	Table Length
mm	559	600	1194
inches	22"	23 5/8"	47"



Box Dimensions

	H	W	L	m3
mm	460	660	1250	0.380 m3
inches	18 1/8"	26"	49 1/4"	13.40 cu.ft.

Box Weight

	Net	Gross
Kg	13.5	15.5
lbs	30	34

TULIP END TABLE

Assembled Dimensions

	Table Height	Table Width	Table Length
mm	600	600	600
inches	23 5/8"	23 5/8"	23 5/8"



Box Dimensions

	H	W	L	m3
mm	560	660	660	0.244 m3
inches	22 1/8"	26"	26"	8.61 cu.ft.

Box Weight

	Net	Gross
Kg	8.5	11
lbs	19	24

TULIP OTTOMAN

Chair Ottoman Box Dimensions

	H	W	L	m3
mm	115	590	775	0.053 m3
inches	4 1/2"	23 1/4"	30 1/2"	1.86 cu.ft.

Box Weight

	Net	Gross
Kg	6.5	7.5
lbs	14	17



Loveseat Ottoman Box Dimensions

	H	W	L	m3
mm	130	590	1460	0.112 m3
inches	5 1/8"	23 1/4"	57 1/2"	3.95 cu.ft.

Box Weight

	Net	Gross
Kg	10.5	12.5
lbs	23	28



IRIS OTTOMAN

24" Ottoman Box Dimensions

	H	W	L	m3
mm	375	700	700	0.184 m3
inches	14 3/4"	27 5/8"	27 5/8"	6.49 cu.ft.

Box Weight

	Net	Gross
Kg	6.7	9.3
lbs	15	20




RATTAN 3 PANEL SCREEN

Lily Screen Box Dimensions

	H	W	L	m3
mm	90	540	1930	0.094 m3
inches	3 5/8"	21 1/4"	76"	3.31 cu.ft.

Box Weight

	Net	Gross
Kg	17	21.8
lbs	37	48



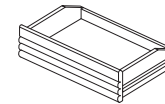
DRAWERS

Chair Drawer Box Dimensions

	H	W	L	m3
mm	70	580	650	0.026 m3
inches	2 3/4"	22 7/8"	25 5/8"	0.93 cu.ft.

Box Weight

	Net	Gross
Kg	7	8
lbs	15	18

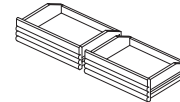


Loveseat Drawers Box Dimensions

	H	W	L	m3
mm	130	530	1080	0.074 m3
inches	5 1/8"	20 7/8"	42 1/2"	2.63 cu.ft.

Box Weight

	Net	Gross
Kg	13	14
lbs	29	31

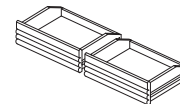


Full Drawers Box Dimensions

	H	W	L	m3
mm	130	530	1080	0.074 m3
inches	5 1/8"	20 7/8"	42 1/2"	2.63 cu.ft.

Box Weight

	Net	Gross
Kg	16	18
lbs	35	40

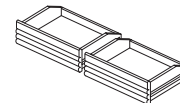


Queen Drawers Box Dimensions

	H	W	L	m3
mm	130	530	1080	0.074 m3
inches	5 1/8"	20 7/8"	42 1/2"	2.63 cu.ft.

Box Weight

	Net	Gross
Kg	17	19
lbs	37	42



Assembled Product and Carton Dimensions*

RATTAN FLORAL COLLECTION
Accessories



Night & Day Furniture
www.nightanddayfurniture.com

1501 NE 106th Street Vancouver WA 98686
Tel: (360) 573-3309 Fax: (360) 573-3326



SHOE FITTINGS™ Bronze

The Futon Operating System of Choice

*Please note. The above weights and measures may be subject to change without notice.