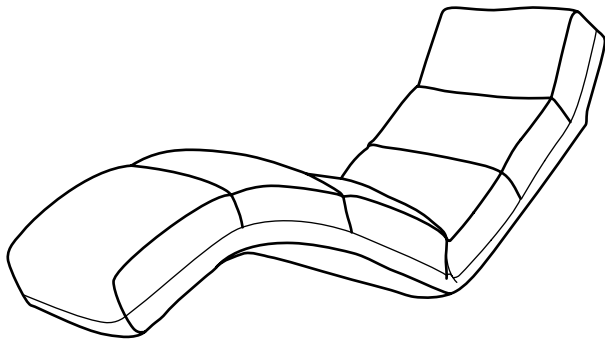



NINJA

Note: Avoid using sharp objects such as a knife to cut open packing as you may accidentally damage the upholstery.

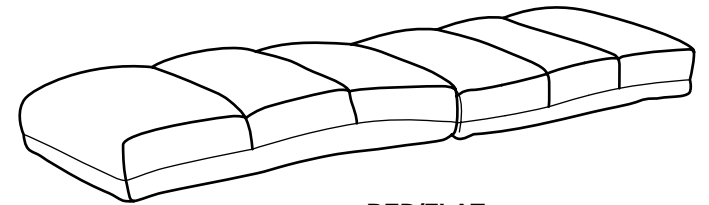
THE NINJA DOES NOT REQUIRE ANY ASSEMBLY



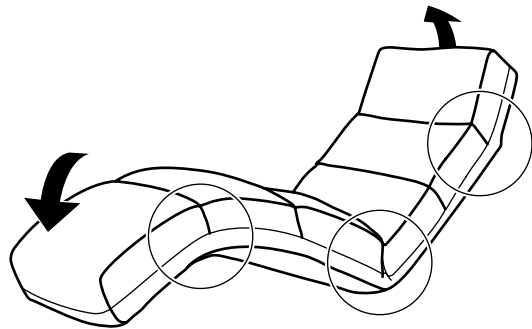
CHAISE 1



CHAISE 2



BED/FLAT



ADJUSTABLE POINTS FOR MULTIPLE POSITIONS

OPERATING YOUR UNIT

The *Ninja* can be adjusted into multiple configurations.

1. Standing at the side of the unit, lift backrest (or headrest or leg section) to the desired position and secure in place by releasing to the sound of a *click*.
2. To return to a flat position, lift backrest (or headrest or leg section) all the way up to the end, releasing the locking mechanism and carefully return to a flat position.